


++++

Carole Gerts

An Adaptive Approach to Reskilling Older
'First Year' Students

Or *Sarah's story*

We're multi-campus
We're regional
33,330 students
Two thirds study by
distance







APA 6th

forums

webinars

electronic assignment
submission

learning management
system



TUTORIAL

keywords search alerts
history databases
referencing topic folders
advanced search analysis
boolean google discovery
Endnote scholar tool





Librarian – here is your **challenge...**

balancing time restraints

changing work practices

complex environments

competing priorities



let's *flip* the
classroom...

and let's do it
online

Introduction

- This **School of Community Health Library Tutorial** is designed to introduce you to identifying, finding, and using Library resources. It features *Primo Search* (the Library's main search tool) and *CINAHL Plus with Full Text* (an important database for Allied Health). For more information, see: [Learning Outcomes](#).

Tutorial Tips: As you work through this tutorial, you will be provided with links to different resources. So that you don't navigate away from this tutorial, these resources will always open in a new window or tab. When you finish working with the resource, simply close the window or tab they are in and continue with this tutorial.

This tutorial contains a number of exercises. Answers can be found at the end of the tutorial.

Contents

Complete each of the steps listed below:

1. [Identifying different types of resources](#)
2. [Interpreting Citations](#)
3. [Introduction to Primo Search, and searching for books and eBooks](#)
4. [Primo Search – searching for a journal article](#)
5. [Primo Search – searching for a journal](#)

Concentrate on the *basics*

Home	Topic 1: Identify ▼	Topic 2: Find ▼	Topic 3: Evaluate ▼	Topic 4: Reference	Some Useful Resources	Assessment Information
------	---------------------	-----------------	---------------------	--------------------	-----------------------	------------------------

Home  [Print Page](#)

Search: All Guides ▼ Search

USING THIS TUTORIAL



This tutorial will help you to develop your research skills. Work through the topics and try the activities that are built into it. Developing your skills now will save time later and will lead to better results overall.

The assessment task must be done through Test Centre.

HELPFUL INFORMATION



If you are viewing this tutorial on a mobile device, using the [Puffin Browser](#) will allow you to view the Flash files.

Don't have Flash? [Get it here.](#)

ASSESSMENT INFORMATION

Choose **Test Centre** from the links on the **MBA501 or MGT501 Interact** site and choose the **Library Research Skills Quiz** quiz. Please answer the questions based on the material in the online tutorial.

You will have 3 attempts at this quiz.

The quiz will be open from midnight 7th July 2014 to midnight 27th July 2014. You must achieve a score of **70% or above** to pass this assessment.

TOPIC 2: FINDING INFORMATION

TOPIC 1: IDENTIFYING INFORMATION

Understand the question
Analyse the topic
Identify keywords

USING THIS TUTORIAL



This tutorial will help you to develop your research skills. Work through the topics and try the activities that are built into it. Developing your skills now will save time later and will lead to better results overall.

The assessment task must be done through Test Centre.

HELPFUL INFORMATION



If you are viewing this tutorial on a mobile device, using the [Puffin Browser](#) will allow you to view the Flash files.

Don't have Flash? [Get it here.](#)

ASSESSMENT INFORMATION

Choose **Test Centre** from the links on the **MBA501 or MGT501 Interact** site and choose the **Library Research Skills Quiz** quiz. Please answer the questions based on the material in the online tutorial.

You will have 3 attempts at this quiz.

The quiz will be open from midnight 7th July 2014 to midnight 27th July 2014. You must achieve a score of **70% or above** to pass this assessment.

TOPIC 1: IDENTIFYING INFORMATION

TOPIC 2: FINDING INFORMATION

Search tools Primo Search

USING THIS TUTORIAL



This tutorial will help you to develop your research skills. Work through the topics and try the activities that are built into it. Developing your skills now will save time later and will lead to better results overall.

The assessment task must be done through Test Centre.

HELPFUL INFORMATION



If you are viewing this tutorial on a mobile device, using the [Puffin Browser](#) will allow you to view the Flash files.

Don't have Flash? [Get it here.](#)

ASSESSMENT INFORMATION

Choose **Test Centre** from the links on the **MBA501** or **MGT501 Interact** site and choose the **Library Research Skills Quiz** quiz. Please answer the questions based on the material in the online tutorial.

You will have 3 attempts at this quiz.

The quiz will be open from midnight 7th July 2014 to midnight 27th July 2014. You must achieve a score of **70% or above** to pass this assessment.

TOPIC 1: IDENTIFYING INFORMATION

TOPIC 2: FINDING INFORMATION

Evaluate information

USING THIS TUTORIAL



This tutorial will help you to develop your research skills. Work through the topics and try the activities that are built into it. Developing your skills now will save time later and will lead to better results overall.

The assessment task must be done through Test Centre.

HELPFUL INFORMATION



If you are viewing this tutorial on a mobile device, using the [Puffin Browser](#) will allow you to view the Flash files.

Don't have Flash? [Get it here.](#)

ASSESSMENT INFORMATION

Choose **Test Centre** from the links on the **MBA501** or **MGT501 Interact** site and choose the **Library Research Skills Quiz** quiz. Please answer the questions based on the material in the online tutorial.

You will have 3 attempts at this quiz.

The quiz will be open from midnight 7th July 2014 to midnight 27th July 2014. You must achieve a score of **70% or above** to pass this assessment.

TOPIC 1: IDENTIFYING INFORMATION

TOPIC 2: FINDING INFORMATION

Reference

Home	Topic 1: Identify ▼	Topic 2: Find ▼	Topic 3: Evaluate ▼	Topic 4: Reference	Some Useful Resources	Assessment Information
------	---------------------	-----------------	---------------------	--------------------	-----------------------	------------------------

Home  [Print Page](#)

Search: All Guides ▼ Search

USING THIS TUTORIAL



This tutorial will help you to develop your research skills. Work through the topics and try the activities that are built into it. Developing your skills now will save time later and will lead to better results overall.

The assessment task must be done through Test Centre.

HELPFUL INFORMATION



If you are viewing this tutorial on a mobile device, using the [Puffin Browser](#) will allow you to view the Flash files.

Don't have Flash? [Get it here.](#)

ASSESSMENT INFORMATION

Choose **Test Centre** from the links on the **MBA501** or **MGT501 Interact** site and choose the **Library Research Skills Quiz** quiz. Please answer the questions based on the material in the online tutorial.

You will have 3 attempts at this quiz.

The quiz will be open from midnight 7th July 2014 to midnight 27th July 2014. You must achieve a score of **70% or above** to pass this assessment.

TOPIC 1: IDENTIFYING INFORMATION

TOPIC 2: FINDING INFORMATION

Supplementary information

USING THIS TUTORIAL



This tutorial will help you to develop your research skills. Work through the topics and try the activities that are built into it. Developing your skills now will save time later and will lead to better results overall.

The assessment task must be done through Test Centre.

HELPFUL INFORMATION



If you are viewing this tutorial on a mobile device, using the [Puffin Browser](#) will allow you to view the Flash files.

Don't have Flash? [Get it here.](#)

ASSESSMENT INFORMATION

Choose **Test Centre** from the links on the **MBA501** or **MGT501 Interact** site and choose the **Library Research Skills Quiz** quiz. Please answer the questions based on the material in the online tutorial.

You will have 3 attempts at this quiz.

The quiz will be open from midnight 7th July 2014 to midnight 27th July 2014. You must achieve a score of **70% or above** to pass this assessment.

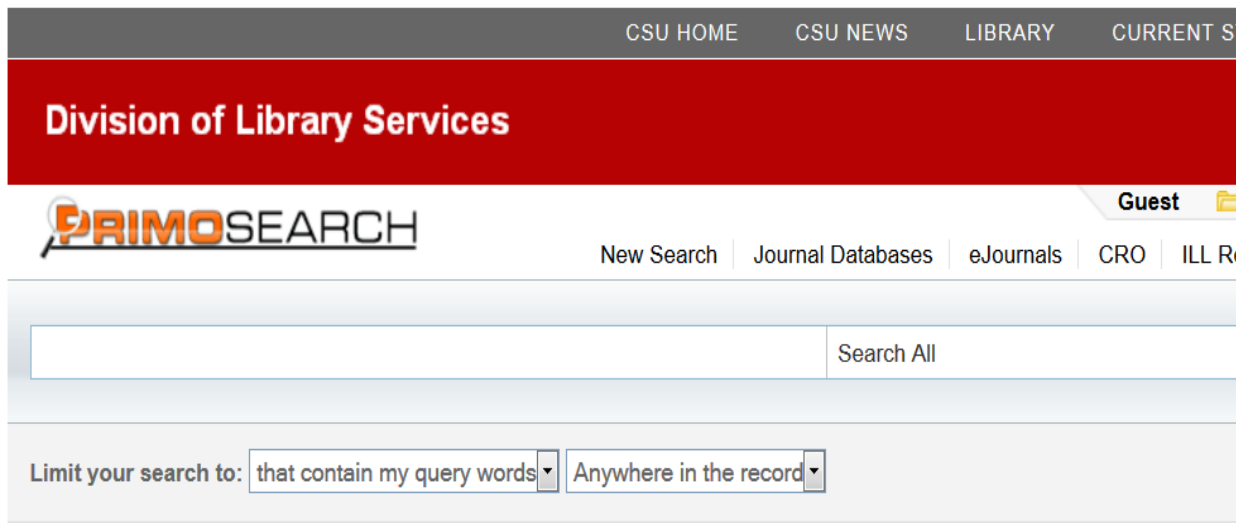
TOPIC 2: FINDING INFORMATION

TOPIC 1: IDENTIFYING INFORMATION

PRIMO SEARCH - SEARCH FOR A JOURNAL

- › In the window below search for the journal titled the **Academy of Management Review**. Change the drop down menu from Search All to **Books, Journals, DVDs and more** to help restrict your search.
- › Click **View Online** to see the range of CSU databases that give you access to this journal.
- › Notice the one with the broadest coverage is **EBSCOhost Business Source Complete** which gives you access to the journal from 1976 onwards.
- › Click on the **GO** button next to this database. (You may then have to log in using your CSU user name and password)
- › Once in the database you will be able to search within the journal for articles relating to a topic of interest or browse the different issues.
- › Locate a recent article on the topic **Leadership**. When you find a suitable article save the PDF file as we will use this later in the tutorial.

[Open in New Window](#)

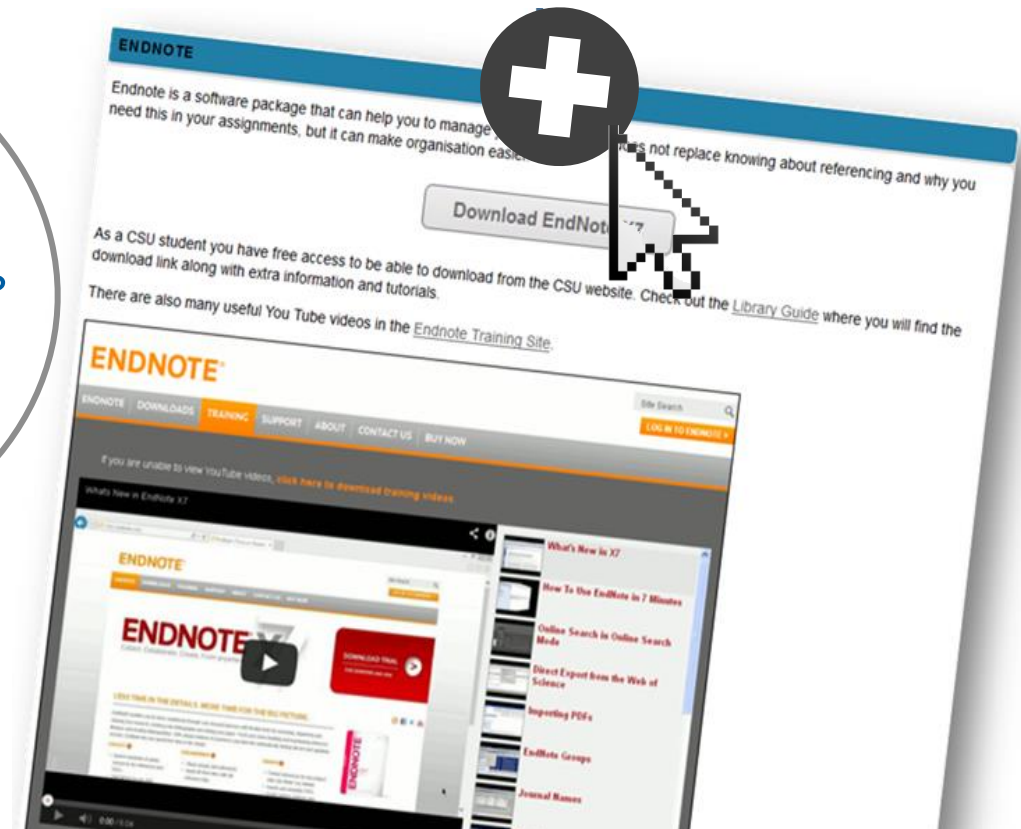


The screenshot shows the Primo Search interface. At the top, there is a navigation bar with links: CSU HOME, CSU NEWS, LIBRARY, and CURRENT ST. Below this is a red banner with the text "Division of Library Services". The main search area features the "PRIMOSEARCH" logo on the left and a "Guest" button on the right. Below the logo, there are links for "New Search", "Journal Databases", "eJournals", "CRO", and "ILL Re". A search input field is present with a "Search All" button next to it. At the bottom, there is a section for "Limit your search to:" with two dropdown menus: "that contain my query words" and "Anywhere in the record".

Make them
do
something

Ask them what's *missing*

*"Can you please
add more EndNote
information ..."*



WHAT DID YOU THINK?

We'd love to know how helpful you found the tutorial, and whether you have any thoughts on how we can improve it.

Let us know below.

Was this information helpful?

☐ Yes ☐ No ☐ Don't Know

How useful is this page?


(1 = Not Useful, 5 = Very Useful!)

☐ 1 ☐ 2 ☐ 3 ☐ 4 ☐ 5


Additional comments:

Your Email:

HELP FROM A LIBRARIAN

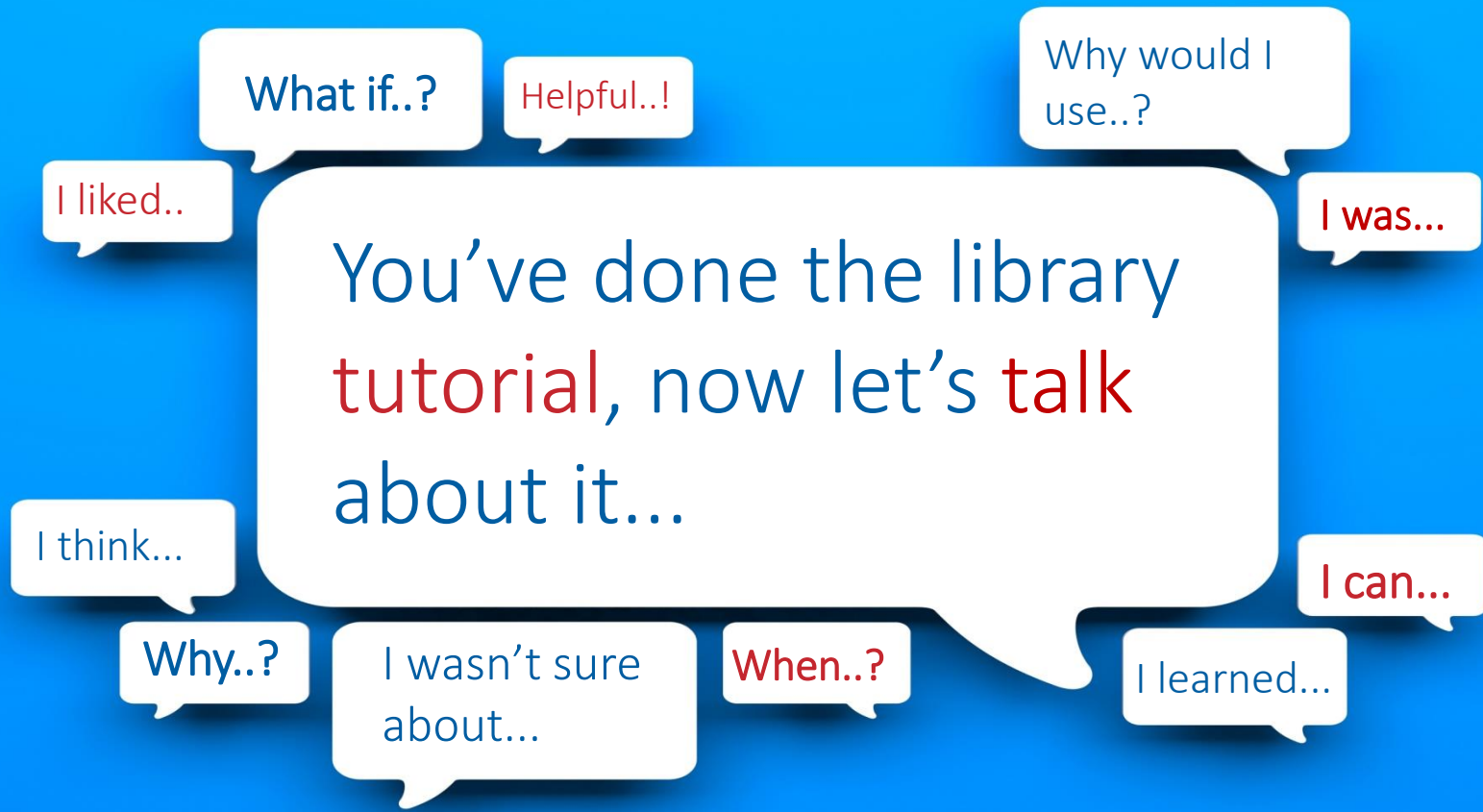
 Use the [Ask a Librarian](#) form


 Use the [Live-Chat](#) service


 Call **1800 808 369**





multiple choice quiz
10% of total mark
70% pass mark
3 attempts



 (28/07/2014 21:06) Not a question, but a comment. I found the library tutorial really helpful. I didn't know about the google scholar - CSU linking tip, or the end note exporting

 (28/07/2014 21:06) Carole, with the online library, how hard is it to get access to say business journal

 (28/07/2014 21:20) Thanks Carole so if we use that link we will be able to get assistance? I can find my way around research for medical journals with no issues, however the business side is a tad scary

 (28/07/2014 21:19) 'daunting' is where I'm at - hopefully I will get a study flow happening soon!

Webinar
anyone?



Did we **help** you?

What else could we do?


What did you **use**?

What **skills** did you
develop?





Primo
1st



Topic Analysis
2nd



Google Scholar
3rd



Databases
4th

What
did
they
take
away?

"Very useful. After 20+ years I was "primitive" in my approach and was unaware of EndNote. The journal databases were initially confusing, but make sense now and help a great deal."

"For someone taking up study after a 19 year absence this has been particularly helpful. Thank you."

"I found it very useful and think it would be a good addition to all Masters courses as many students have not studied before or in years. I hadn't studied in years so the tutorial was good for introducing me to Google Scholar and EndNote."

Be Creative

Look around and use what you already have

Be Responsive

Timing is important - give students what they need, when they need it

Build Interventions

Take students steadily from uncertainty to confidence



